

RESOLUTION

DATE ISSUED: OCTOBER 2, 2017

SUBJECT: GREENE COUNTY COMMISSION COMMITMENT TO UTILIZE PROCEEDS FROM THE ONE-HALF (1/2) OF ONE (1) PERCENT COUNTY-WIDE GENERAL SALES TAX IF SAID TAX IS APPROVED BY THE VOTERS OF GREENE COUNTY ON NOVEMBER 7, 2017.

WHEREAS, On August 28, 2017, the Greene County Commission passed an Order of the to submit to the qualified voters of Greene County a one-half (1/2) of one (1) percent county-wide general sales tax; and

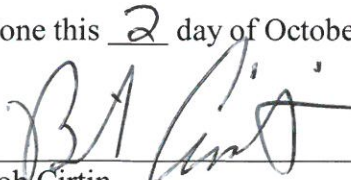
WHEREAS, "Exhibit A" provides a list of priorities to be funded and "Exhibit B" is the estimated revenues and expenditures with line-item explanations for the proposed measure if approved by voters; and


WHEREAS, The Greene County Commission will establish an independent Sales Tax Oversight Board to ensure transparency of revenues and expenditures associated with the proposed said tax initiative and to review all revenues and expenditures at least bi-annual and annually publish their findings for the residents of Greene County; and

WHEREAS, The Greene County Commission is committed to reduce the general revenue property tax levy if the Sales Tax Oversight Board recommends such a reduction based on the performance of the county-wide general sales tax compared to the estimated plan attached at "Exhibit B".

NOW THEREFORE, be it resolved the members of the Greene County Commission have determined if voters approve the county-wide general sales tax on November 7, 2017, the Greene County Commission commits to providing funding towards the items in "Exhibit A" as well as establishing an independent Sales Tax Oversight Board.

Done this 2 day of October, 2017.


Bob Curtin
Presiding Commissioner


Harold Bengsch
Commissioner District 1



Lincoln P. Hough
Commissioner District 2

EXHIBIT A

The Greene County Commission commits to provide funding, in whole or in part, for the following projects upon passage of the one half (1/2) of one (1) percent county-wide general sales tax, submitted to the voters of Greene County on November 7, 2017.

- Expansion and/or renovation of the Greene County Justice Center to add 806 beds, bringing capacity to not exceed a total of 1,407 beds. The design of the facility will be to allow future additions, if needed.
- Up to 334 new correction officers and staff and operations for the Justice Center.
- Fund Federal and State mandates for storm water management.
- Community mental health programs to assist with the justice system.
- Staff and operations for the Prosecuting Attorney's Office.
- Establish best practice treatment programs such as Drug Treatment Court, DWI Court, Veterans Court, etc.
- Community trunked radio system for emergency communications.
- Juvenile courts building and detention facility.
- Community animal control facility.
- Community animal control officer and equipment.
- Community partnership law enforcement specialty units.
- Outlying municipal projects.
- Support staff (budget, purchasing, human resources, information systems, public information office).
- Courts renovation.
- Building maintenance and staffing.
- Equipment replacement (servers, desktop computers, etc).
- Demolition and parking lot construction.
- Utilities.
- Restricted reserve to ensure positive bond rating.

EXHIBIT B

Pages to follow

<i>Estimated 1/2% GR Sales Tax Plan</i>	2018	2019	2020	2021	2022	2023	2024	2025	2026	2027	10 year total	%
Beginning Operating Balance	0	7,271,078	18,461,924	24,325,161	29,775,889	35,313,136	35,392,502	35,217,165	34,525,111	32,770,886		
Task Force Recommendation	19,750,728	26,860,990	27,398,210	27,946,174	28,505,097	29,075,199	29,656,703	30,249,837	30,854,834	31,471,931	281,769,704	
Springfield Contribution	200,000	200,000	200,000	200,000	200,000	200,000	200,000	200,000	200,000	200,000	2,000,000	
Interest on Fund Balance	0	118,567	260,156	312,864	362,222	412,437	419,158	423,902	424,702	417,127	3,151,136	
Projected Increase in Boarding Rev	1,056,652	1,452,830	1,842,853	2,239,031	2,641,365	3,043,699	3,446,032	3,854,521	4,244,544	4,645,700	28,467,226	
Total Revenues	21,007,380	28,632,387	29,701,219	30,698,069	31,708,685	32,731,335	33,721,894	34,728,261	35,724,080	36,734,758	315,388,067	
Environmental Mandates	1,500,000	1,530,000	1,560,600	1,591,812	1,623,648	1,656,121	1,689,244	1,723,029	1,757,489	1,792,639	16,424,581	6.12%
Budget,Purchasing,HR,IS,PIO	377,008	392,089	407,772	424,083	441,046	458,688	477,036	496,117	515,962	536,600	4,526,401	1.69%
GR Stability	377,008	392,089	407,772	424,083	441,046	458,688	477,036	496,117	515,962	536,600	4,526,401	1.69%
Prosecuting Attrny	1,049,204	1,094,256	1,226,725	1,279,433	1,422,472	1,483,654	1,763,245	1,839,462	2,126,121	2,218,293	15,502,865	5.78%
Additional PA Operating Exp/Cap	155,154	52,954	62,164	54,664	66,274	56,274	71,534	59,034	77,344	61,094	716,486	0.27%
Treatment Court	463,307	452,919	468,116	483,921	500,358	517,452	535,231	553,720	572,949	592,947	5,140,920	1.92%
Trunked Radio System	0	0	0	500,000	500,000	900,000	0	0	0	0	1,900,000	0.71%
Additional Jail Staff	0	0	9,392,943	9,801,457	10,228,280	15,911,588	16,607,354	17,334,509	18,094,522	18,888,933	116,259,586	43.31%
Additional Jail Operating Exp	220,000	440,000	660,000	880,000	1,100,000	1,320,000	1,540,000	1,760,000	1,980,000	2,200,000	12,100,000	4.51%
Justice System	1,887,664	2,040,129	11,809,947	12,999,474	13,817,384	20,188,969	20,517,363	21,546,725	22,850,935	23,961,267	151,619,856	56.48%
Juvenile Courts Building	0	0	0	0	0	0	190,000	380,000	722,845	722,845	2,015,691	0.75%
Juvenile Detention Building	0	0	0	0	0	0	72,200	144,400	274,681	274,681	765,963	0.29%
Courts Renovation	0	0	0	0	0	0	86,027	172,054	327,285	327,285	912,652	0.34%
Jail Expansion Estimated Cost	1,341,284	2,682,568	5,102,848	5,102,848	5,102,848	5,102,848	5,102,848	5,102,848	5,102,848	5,102,848	44,846,637	16.71%
Bldg Ops and Gen Serv	95,000	190,000	361,423	361,423	361,423	361,423	361,423	361,423	361,423	361,423	3,176,382	1.18%
Campus Demo	500,000	0	0	0	0	0	0	0	0	0	500,000	0.19%
Maintenance Staffing	0	0	0	71,331	74,184	77,152	282,713	294,021	305,782	318,013	1,423,196	0.53%
Building Maintenance	450,000	459,000	468,180	477,544	487,094	496,836	506,773	516,909	527,247	537,792	4,927,374	1.84%
Annual Equipment replacemt	550,000	561,000	572,220	583,664	595,338	607,244	619,389	631,777	644,413	657,301	6,022,347	2.24%
Utility Costs	0	0	0	70,000	71,400	72,828	340,285	363,715	370,990	378,409	1,667,627	0.62%
Capital Projects	2,936,284	3,892,568	6,504,671	6,666,810	6,692,287	6,718,331	7,561,657	7,967,147	8,637,514	8,680,598	66,257,868	24.68%
Animal Shelter	50,000	1,450,000	0	0	0	0	0	0	0	0	1,500,000	0.56%
Animal Shelter Maintenance	0	0	30,000	30,600	31,212	31,836	32,473	33,122	33,785	34,461	257,489	0.10%
Animal Control	200,000	204,000	208,080	212,242	216,486	220,816	225,232	229,737	234,332	239,019	2,189,944	0.82%
Animal Control Equipment	45,500	0	0	0	0	0	0	0	0	0	45,500	0.02%
Mental Health	0	2,016,504	2,016,504	2,016,504	2,016,504	2,016,504	2,016,504	2,016,504	2,016,504	2,016,504	18,148,536	6.76%
Partnership Law Enf Spec Units	500,000	510,000	520,200	530,604	541,216	552,040	563,081	574,343	585,830	597,546	5,474,860	2.04%
Municipal Projects	200,000	200,000	200,000	200,000	200,000	200,000	200,000	200,000	200,000	200,000	2,000,000	0.75%
Community Projects	995,500	4,380,504	2,974,784	2,989,950	3,005,419	3,021,197	3,037,291	3,053,706	3,070,450	3,087,529	29,616,330	11.03%
Total Appropriations	7,696,456	12,235,290	23,257,774	24,672,129	25,579,784	32,043,306	33,282,591	34,786,724	36,832,350	38,058,633	268,445,036	
Ending Cash Balance	13,310,923	23,668,176	24,905,369	30,351,101	35,904,789	36,001,165	35,831,805	35,158,703	33,416,841	31,447,011		
Restricted Reserve Balance	5,751,845	4,906,252	267,208	249,213	252,654	255,663	247,640	251,592	248,955	252,669		
Restricted 27th Pay Period Balance	288,000	300,000	313,000	326,000	339,000	353,000	367,000	382,000	397,000	413,000		
Available Cash for Operations	7,271,078	18,461,924	24,325,161	29,775,889	35,313,136	35,392,502	35,217,165	34,525,111	32,770,886	30,781,341		

Estimated 1/2% GR Sales Tax Plan	2028	2029	2030	2031	2032	2033	2034	2035	2036	2037	20 year total	%
Beginning Operating Balance	30,781,341	28,260,794	25,419,580	22,231,698	19,109,677	15,983,511	12,831,562	9,821,500	6,951,276	4,208,036		
Task Force Recommendation	32,101,370	32,743,397	33,398,265	34,066,230	34,747,555	35,442,506	36,151,356	36,874,383	37,611,871	38,364,108	633,270,744	
Springfield Contribution	0	0	0	0	0	0	0	0	0	0	2,000,000	
Interest on Fund Balance	407,868	393,859	377,820	359,019	340,924	322,712	304,355	287,167	271,152	256,192	6,472,202	
Projected Increase in Boarding Rev	5,035,723	5,431,901	5,821,924	6,273,500	6,677,012	7,091,657	7,506,301	7,927,101	8,347,900	8,779,833	97,360,077	
Total Revenues	37,544,960	38,569,156	39,598,008	40,698,749	41,765,491	42,856,874	43,962,012	45,088,651	46,230,923	47,400,132	739,103,023	
												% total cost
Environmental Mandates	1,828,492	1,865,061	1,902,363	1,940,410	1,979,218	2,018,803	2,059,179	2,100,362	2,142,369	2,185,217	36,446,055	5.10%
Budget,Purchasing,HR,IS,PIO	558,064	580,387	603,602	627,746	652,856	678,970	706,129	734,374	763,749	794,299	11,226,579	1.57%
GR Stability	558,064	580,387	603,602	627,746	652,856	678,970	706,129	734,374	763,749	794,299	11,226,579	1.57%
Prosecuting Attrny	2,410,356	2,477,465	2,576,564	2,617,014	2,689,577	2,761,927	2,837,341	2,908,754	2,983,190	3,053,660	42,818,712	5.99%
Additional PA Operating Exp/Cap	70,204	62,704	62,704	62,704	62,704	62,704	62,704	62,704	62,704	62,704	1,351,025	0.19%
Treatment Court	613,745	635,375	657,870	681,265	705,596	730,900	757,216	784,585	813,049	842,651	12,363,172	1.73%
Trunked Radio System	0	0	0	0	0	0	0	0	0	0	1,900,000	0.27%
Additional Jail Staff	19,719,358	20,587,492	21,495,114	22,099,793	22,730,566	23,388,764	23,888,156	24,408,472	24,950,877	25,516,606	345,044,785	48.29%
Additional Jail Operating Exp	2,420,000	2,640,000	2,860,000	3,080,000	3,300,000	3,520,000	3,740,000	3,960,000	4,180,000	4,400,000	46,200,000	6.47%
Justice System	25,233,663	26,403,036	27,652,252	28,540,776	29,488,443	30,464,295	31,285,418	32,124,515	32,989,820	33,875,620	449,677,694	62.93%
Juvenile Courts Building	722,845	722,845	722,845	722,845	722,845	722,845	722,845	722,845	722,845	722,845	9,244,145	1.29%
Juvenile Detention Building	274,681	274,681	274,681	274,681	274,681	274,681	274,681	274,681	274,681	274,681	3,512,775	0.49%
Courts Renovation	327,285	327,285	327,285	327,285	327,285	327,285	327,285	327,285	327,285	327,285	4,185,505	0.59%
Jail Expansion Estimated Cost	5,102,848	5,102,848	5,102,848	5,102,848	5,102,848	5,102,848	5,102,848	5,102,848	5,102,848	5,102,848	95,875,118	13.42%
Bldg Ops and Gen Serv	361,423	361,423	361,423	361,423	361,423	361,423	361,423	361,423	361,423	361,423	6,790,609	0.95%
Campus Demo	0	0	0	0	0	0	0	0	0	0	500,000	0.07%
Maintenance Staffing	330,734	343,963	357,722	372,031	386,912	402,388	418,484	435,223	452,632	470,737	5,394,022	0.75%
Building Maintenance	548,547	559,518	570,709	582,123	593,765	605,641	617,754	630,109	642,711	655,565	10,933,816	1.53%
Annual Equipment replacemt	670,447	683,856	697,533	711,484	725,713	740,228	755,032	770,133	785,535	801,246	13,363,553	1.87%
Utility Costs	385,978	393,697	401,571	409,602	417,794	426,150	434,673	443,367	452,234	461,279	5,893,973	0.82%
Capital Projects	8,724,789	8,770,117	8,816,617	8,864,322	8,913,268	8,963,490	9,015,026	9,067,914	9,122,195	9,177,910	155,693,517	21.79%
Animal Shelter	0	0	0	0	0	0	0	0	0	0	1,500,000	0.21%
Animal Shelter Maintenance	35,150	35,853	36,570	37,301	38,047	38,808	39,584	40,376	41,184	42,007	642,369	0.09%
Animal Control	243,799	248,675	253,648	258,721	263,896	269,174	274,557	280,048	285,649	291,362	4,859,474	0.68%
Animal Control Equipment	0	0	0	0	0	0	0	0	0	0	45,500	0.01%
Mental Health	2,016,504	2,016,504	2,016,504	2,016,504	2,016,504	2,016,504	2,016,504	2,016,504	2,016,504	2,016,504	38,313,576	5.36%
Partnership Law Enf Spec Units	609,497	621,687	634,121	646,803	659,739	672,934	686,393	700,121	714,123	728,406	12,148,685	1.70%
Municipal Projects	200,000	200,000	200,000	200,000	200,000	200,000	200,000	200,000	200,000	200,000	4,000,000	0.56%
Community Projects	3,104,950	3,122,719	3,140,843	3,159,330	3,178,186	3,197,420	3,217,038	3,237,049	3,257,460	3,278,279	61,509,604	8.61%
Total Appropriations	39,449,957	40,741,321	42,115,677	43,132,585	44,211,972	45,322,978	46,282,789	47,264,215	48,275,594	49,311,326	714,553,449	
Ending Cash Balance	28,876,344	26,088,629	22,901,911	19,797,862	16,663,197	13,517,408	10,510,784	7,645,935	4,906,604	2,296,843		
Restricted Reserve Balance	202,550	256,049	257,213	275,185	266,686	272,846	276,284	281,660	285,568	292,302	15,350,033	2.15%
Restricted 27th Pay Period Balance	413,000	413,000	413,000	413,000	413,000	413,000	413,000	413,000	413,000	413,000		
Available Cash for Operations	28,260,794	25,419,580	22,231,698	19,109,677	15,983,511	12,831,562	9,821,500	6,951,276	4,208,036	1,591,541		

Explanation of Spreadsheet Lines

Beginning Operating Balance – Projected Operating Cash Balance carried over from the bottom of the sheet for the previous year.

Task Force Recommendation – This represents the proposed ½ of one percent sales tax. The first year is for receipts from April thru December. County projects this amount to grow at 2.0% a year.

Springfield Contribution – The City of Springfield has made a commitment to contribute \$200,000 a year for 10 years from the possible renewal of their level property tax toward the expansion of the jail.

Interest on Fund Balance – Estimated average of 1% return on 80% of the fund balance invested by the Greene County Treasurer.

Projected Increase in Boarding Rev – As the inmate population grows so does the reimbursements for inmates with Federal and/or State charges. We receive reimbursements from the State for only inmates that are convicted. If they are found innocent or a sentence is not imposed, the county receives no reimbursement. This line assumes an 80% reimbursement rate on State inmates.

Total Revenues – Sum of Task Force Recommendation, Projected Property Tax Decrease, Increased Boarding Revenue, and Springfield Contribution.

Environmental Mandates – The City of Springfield and Greene County have been struggling with how to anticipate future compliance to Federal and State storm water regulations. Recent consent decrees with the Environmental Protection Agency in St. Louis and Kansas City total over five billion dollars. This amount will be utilized to lessen the Federal and State potential impact of unknown regulations over the next 10-20 years. Greene County currently has no funding for this program. This amount will allow the County to work on projects to maximize our dollar spent to minimize the impact on our community. This amount is shown to grow 2% a year.

Budget,Purchasing,HR,IS,PIO – A third person is added to the budget department, a fourth person is added to the purchasing department, 2 people are added to our 5 person human resources department, 2.5 jobs are added to our 23 person Information Systems department and 0.5 jobs are added to the 1 person public information department. These jobs are necessary to support the administration of the proposed tax and the increased volume of personnel, projects, support needed, and community reporting.

GR Stability – A category subtotal amounting to 1.69% of the spending over the first 10 years.

Prosecuting Attorney – Request based on 4,601 felony cases referred by law enforcement with 3.6% annual growth. Initial increase is for 2 data entry clerks, 1 electronic media discovery clerk, 1 discovery clerk, 2 investigators (property fraud & general crimes), 4 paralegals, 1 Senior APA, 6 APA IIs, and 3 Secretary IIs. An additional Senior APA is added every other year and an additional electronic Media Discovery clerk and discovery clerk are added in 2024.

Additional PA Operating Exp/Cap – Basis for cost includes: initial capital costs to equip prosecuting attorney staff and on-going costs related to licenses, professional dues, and subscriptions. In addition,

Victim Witness, Depositions and Transcripts, Expert Witness, and Office Supplies expenses are increased 30% based on staff added.

Treatment Court – This line represents the expansion of the Drug Treatment Court. This intervention program currently takes eligible candidates after they have been sentenced. The program is to minimize recidivism. The proposed program expansion would screen for eligible candidates after booking. The Prosecuting Attorney estimates that 150 current inmates could benefit from this change. The program adds a Senior APA, two contracted attorneys to act as public defenders, a social worker for the courts, and 2 pretrial employees to perform screening activities.

Trunked Radio System – Greene County needs to continue a partnership with the City of Springfield and City Utilities. The Trunked Radio System is scheduled for an upgrade that will cost the County \$1,500,000 for the system and \$400,000 for upgraded radios.

Additional Jail Staff – Based on a staffing needs for a 1,407-bed facility, a request for up to 335 new positions would be needed. The jail currently has a staff of 354 for 601 beds.

Additional Jail Operating Exp – Growth of \$220,000 a year to handle the increased expenses (food, medications, bedding, supplies) with the increase in inmates.

Justice System – A category subtotal amounting to 56.48% of the spending over the first 10 years.

Juvenile Courts Building – Provide for Juvenile Courts to meet 31st Circuit Court Standards. This is an estimated \$10,000,000 Bond project.

Juvenile Detention Building – A new Juvenile detention building is necessary. Budget is for 9,500 square feet at \$400 each. The current facility is approximately 25 years old and was not constructed to an institutional standard. The supervision style is outdated and today's standards are significantly different. The new facility will be able to address the changing needs of its occupants. These buildings (Juvenile Courts and Detention) have significant deferred maintenance. Since the buildings do not meet current needs, maintenance for other facilities were a higher priority.

Courts Renovation – When space becomes available in the Judicial Courts Facility (expected 2024), the County would then begin renovations of the vacated space. This would include basic renovations that have yet to be done on the 20-year old facility as well as creating new courtrooms. These new courtrooms would be created once the State of Missouri assigns new judges to the 31st Circuit based on the Missouri Judicial Weighted Workload Study. As of April 2017, the assessment model shows the 31st Circuit short 4.5 judges. Payments for a 20-year bond to provide \$4,527,735 for renovating the remaining 51,055 square feet of space in the courts building.

Jail Expansion Estimated Cost – Interest for 1½ years then principle and interest payments on a 20-year bond to renovate approximately 38,000 square feet in the existing jail and build approximately 180,550 sqft expansion to house the Sheriff's Office, Jail Administration, Booking, for a total of up to 1,407 bed facility.

Bldg Ops and Gen Serv – A bond to provide the \$5,000,000 estimated to build or add-on facilities for Building Operations (which is displaced by the jail expansion) and General Services, which needs dock services and storage for supplies.

Campus Demo – The amount of \$500,000 is to be utilized to abate (asbestos, etc.) and demolish the buildings along the west side of Boonville Avenue and north of Central Street. This area is a potential location for a jail expansion.

Maintenance Staffing – Provide two additional maintenance staff once the jail is completed, as well as five more custodians and two maintenance staff once the other building are completed.

Building Maintenance – An additional \$450,000 a year (growth at 2% a year) beyond the current level of spending (\$335,000) to catch up and maintain a schedule of maintenance.

Annual Equipment Replacement – An additional \$550,000 a year (growth at 2% a year) beyond the current level of spending (\$1,375,000) to maintain a schedule of replacement and renewal of licenses. Noted items would include more Sheriff vehicles, County vehicles, and aging technical equipment for the Office of Emergency Management.

Utility Costs – Increased costs due to the completion of the Jail expansion and the Juvenile Courts and Detention buildings.

Capital Projects – A category subtotal amounting to 24.68% of the spending over the first 10 years.

Animal Shelter – The amount of \$1,500,000 is to be utilized to construction or expansion of an animal shelter. During our discussion with the City of Springfield, capital money for a shelter was identified as a community need. The current animal shelter is located in a floodplain and needs to be relocated. The County will let the City of Springfield take the lead on a new location and/or partnership with local advocacy groups. The Commission also felt it was important to fund this capital project since there is intent to re-establish the animal control program in the Urban Service Area in unincorporated Greene County.

Animal Shelter Maintenance – This amount of \$30,000 per year (with a 2% growth factor) is needed to assist in maintaining the animal shelter. These facilities are operated 24/7 and are in constant need of maintenance to ensure they comply with all state regulations.

Animal Control – Cost from the Health Department to provide an officer to patrol the urban service area and provide other services related to animal control. Growth at 2% a year.

Animal Control Equipment – Cost from the Health Department for the initial equipment expense.

Mental Health – \$7 per capita to augment the estimated \$99 per capita the State of Missouri spends on average. Funds to respond to issues found in the Health department's current study. With a focus on reducing recidivism and preventing situations that lead to criminal tendencies.

Partnership Law Enf Spec Units – The amount of \$500,000 per year (with a 2% growth factor) is anticipated to fund a partnership program between the Prosecuting Attorney's Office, Sheriff's Office, and Springfield Police Department. This would be decided among the three law enforcement agencies on what program or programs would best serve our community. An example of such a program that have already been discusses is a domestic violence task force. This joint agency task force would only focus on domestic violence in our community from the initial contact and investigation through prosecution.

Municipal Projects – the \$200,000 a year is an amount being set aside to specifically address concerns or issues from the other municipalities other than Springfield. When the County Commission met with all the municipalities in 2016 to listen to their needs, it became apparent that their unfunded needs were significant to them. The Commission felt it was important to help these municipalities as much as could be afforded with a new revenue source. For example, Fair Grove needs assistance to construct sidewalks around their schools and Ash Grove needs assistance in storm water drainage in a city park. Requests from the municipalities would be submitted through an independent board who would review the requests and then forward their recommendations onto the County Commission during the annual budget process.

Community Projects – A category subtotal amounting to 11.03% of spending over the first 10 years.

Total Appropriations – Total of spending each year.

Ending Cash Balance – Beginning Operating Balance plus Total Revenues minus Total Appropriations.

Restricted Reserve Balance – Cash set aside as a reserve balance to maintain the highest ratings with Moody's. This will ensure the lowest possible bond interest rates to save taxpayers money.

Restricted 27th Pay Period Balance – Every 12 years the County experiences an extra 27th pay period. Funds must be set aside to pay for this expense when it occurs.

Available Cash for Operations – Ending Cash Balance minus Restricted Reserve Balance and minus Restricted 27th Pay Period Balance.