
**RESIDENTIAL
SWIMMING POOL INSTALLATION
RULES & REGULATIONS**



**A PERMIT IS REQUIRED FROM
GREENE COUNTY BUILDING REGULATIONS
BEFORE PLACING A SWIMMING POOL, HOT TUB
OR SPA IN GREENE COUNTY**

INTRODUCTION

This handout is only a source for basic information and does not address all the code requirements nor does this information take the place of any adopted code or amendment. You may contact an inspector at 417-868-4015 for further information.

REQUIRED INSPECTIONS:

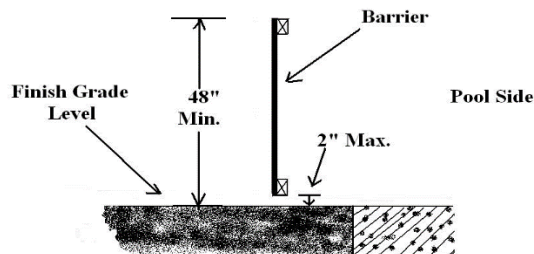
- ▶ *Pre-site (if on-site wastewater system on property)*
- ▶ *Pool Bonding*
- ▶ *Final (all pool equipment, alarms and safety barriers, etc.)*

The property owner and/or agent is responsible to obtain the proper inspections before the work is covered. Failure to obtain the proper inspections will result in the uncovering of work. A final inspection must be performed and approved by this department before a pool can be legally used.

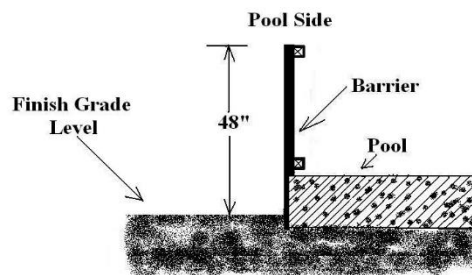
OUTDOOR PRIVATE SWIMMING POOL:

An outdoor private swimming pool, including an in-ground or above-ground hot tub or spa shall be enclosed with a barrier which shall comply with the following:

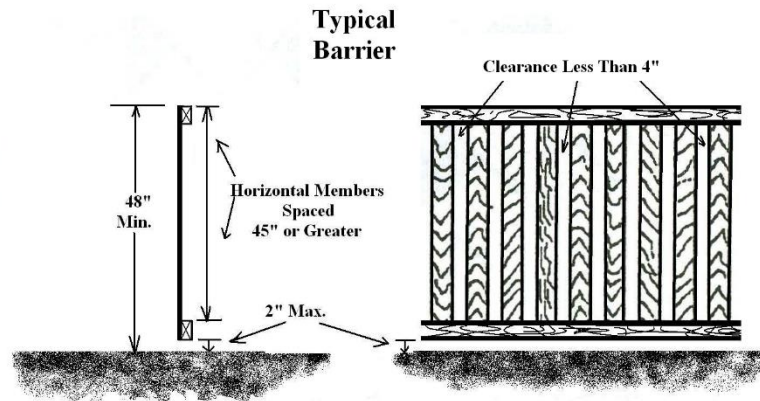
1. The top of the barrier shall be at least forty-eight inches (48") above the finished ground level measured on the side of the barrier which faces away from the pool. The maximum vertical clearance between finished ground level and the barrier shall be two inches (2") measured on the side of the barrier which faces away from the swimming pool.



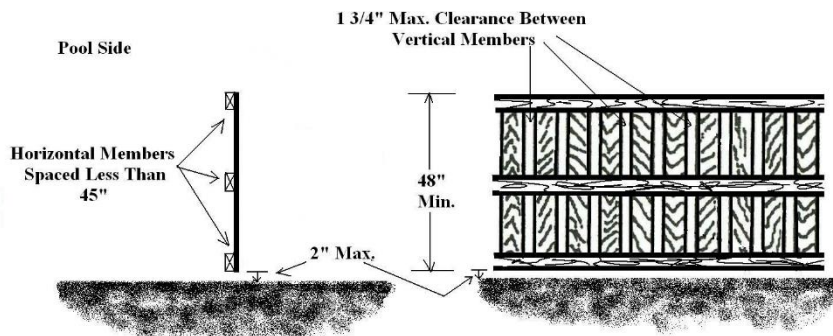
2. Where the top of the pool structure is above finished ground level, such as an above-ground pool, the barrier shall be at finished ground level, such as the pool structure, or shall be mounted on top of the pool structure. Where the barrier is mounted on top of the pool structure, the maximum vertical clearance between the top of the pool structure and the bottom of the barrier shall be four inches (4").



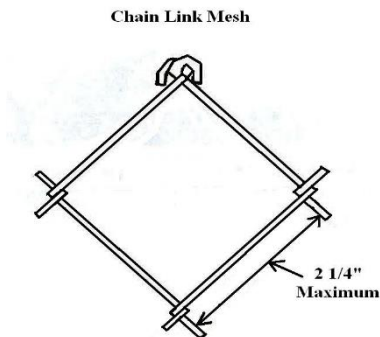
3. Openings in the barrier shall not allow passage of a four inch (4") diameter sphere.



4. Solid barriers shall not contain indentations or protrusions except for normal construction tolerances and tooled masonry joints.
5. Where the distance is composed of horizontal and vertical members and the distance between the tops of the horizontal members is less than forty-five inches (45"), the horizontal members shall be located on the swimming pool side of the fence. Spacing between vertical members shall not exceed one and three-quarters inches (1 ³/₄") in width. Decorative cutouts shall not exceed one and three-quarters inches (1 ³/₄") in width.

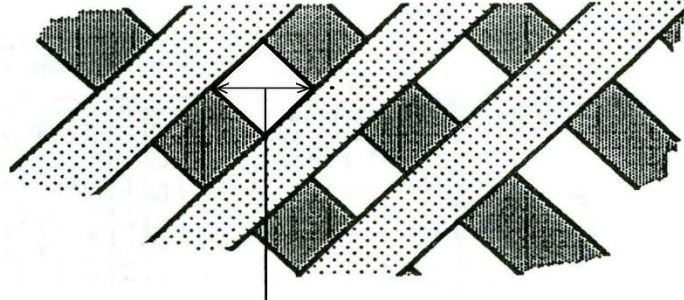


6. Maximum mesh size for chain link fences shall be two and one-quarter inches (2 ¹/₄") square.



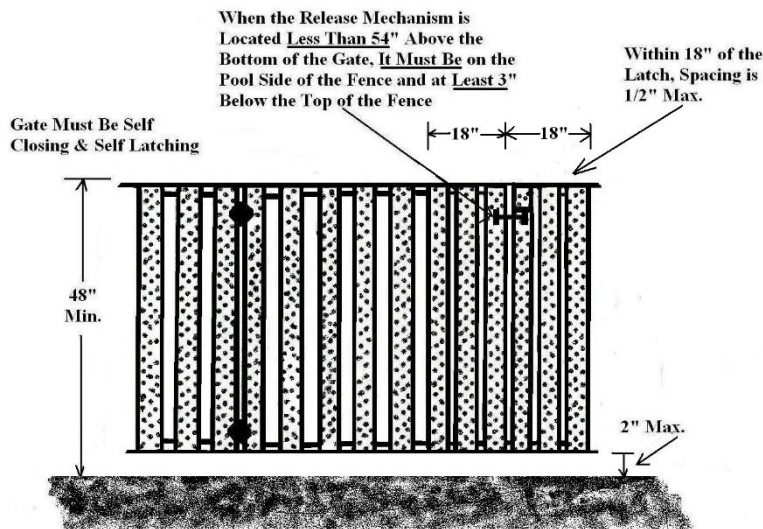
Exception: The fence mesh size may be larger when the fence is provided with slats fastened at the top and the bottom which reduce the openings to not more than one and three-quarters inches (1 ³/₄") (measured diagonally).

7. Where the barrier is composed of diagonal members, such as a lattice fence, the maximum opening formed by the diagonal members shall not be more than one and three-quarter inches (1 3/4") (measured diagonally).



BARRIERS FORMED OF DIAGONAL MEMBERS SHALL NOT HAVE OPENINGS LARGER THAN 1 3/4"

8. Access gates shall comply with requirements of items one (1) thru seven (7) of this section and shall be equipped to accommodate a locking device. Pedestrian access gates shall open outward away from the pool and shall be self-closing and have a self-latching device. Gates other than pedestrian access gates shall have a self-latching device. Where the release mechanism of the self-latching device is located less than fifty-four inches (54") from the bottom of the gate:
- (a) the release mechanism shall be located on the pool side of the gate at least three inches (3") below the top of the gate; and
 - (b) the gate and barrier shall not have an opening greater than one-half inch (1/2") within eighteen inches (18") of the mechanism.



9. Where a wall of a dwelling serves as part of the barrier, one of the following shall apply:
- a. All doors with direct access to the pool through that wall shall be equipped with an alarm which produces an audible warning when the door and its screen, if present, are opened. The alarm shall be listed with UL 2017. The audible alarm shall activate within seven (7) seconds and sound continuously for a minimum of thirty (30) seconds immediately after the door is opened. The alarm shall be heard throughout the house during normal household activities and the sound of the alarm shall be distinctive from other household sounds such as smoke alarms, telephones and door bells. The alarm shall automatically reset under all conditions. The alarm system shall be equipped with manual means, such as touch pad or switch, to temporarily deactivate the alarm for a single opening from either direction. Such deactivation shall last for not more than fifteen (15) seconds. The deactivation touch pad or switch shall be located at least fifty-four inches (54") above the threshold of the door.
 - b. The pool shall be equipped with an approved power safety cover.
10. Where an above-ground pool structure is used as a barrier or where the barrier is mounted on top of the pool structure and the means of access is a ladder or steps, the ladder or steps shall be surrounded by a barrier which meets the requirements of one (1) through eight (8) of this section. A removable ladder shall constitute an acceptable alternative to enclosure requirements.

INDOOR PRIVATE SWIMMING POOL:

All walls surrounding an indoor private swimming pool shall comply with item nine (9) of the previous section.

PROHIBITED LOCATIONS:

Barriers shall be located so as to prohibit permanent structures, equipment or similar objects from being used to climb the barriers.

Exception: The following shall be exempt from the provisions of this section:

A spa or hot tub with an approved safety cover which complies with ASTM F1346.

DRAINS:

Drains and suction lines shall be designed and installed in accordance with ANSI/APSP-7. This is a requirement that pertains to entrapment issues with drains/suction outlets for all pools and spas manufactured or sold in the United States for public and residential pools and spas.

ELECTRICAL:

All pools, hot tubs and spas must comply with the National Electrical Code requirements.